

2016  
-17

# Samvedana

## Sattva-2 Report

Samvedana working with 76 Anganwadies of Ghatlodiya, Chandlodiya and Thaltej Wards. Which project called Sattva. Under Sattva project Samvedana provide nutrition food to Malnourished Children (1 to 6 Years old). This is 100 hundred days second drive.





## Report for Sattva – 2

For the last 14 years, Samvedana Trust has worked for the development of children. At the moment, it works with 76 Anganwadis of Ghatlodia, Chandlodia and Thaltej to help malnourished children. It is trying its best to remove malnourishment.

The Sattva – 2 Project was started on 14<sup>th</sup> November, 2016. At that time, there were 674 malnourished children. Out of these, 133 (red zone) were extremely malnourished, 540 (yellow zone) were moderately malnourished and only 1 (green zone) was healthy.

	Red	Yellow	Green	Total
At start	133	540	1	674

To remove malnourishment, Samvedana's team is actively working with the children of the anganwadi, their families and the workers of the anganwadi. At the moment, there are 3 supervisors and 5 councilors in Samvedana's team. In addition to this, there is 1 admin and 1 driver working with the team. So, in total, there are 10 members who work to remove the malnourishment in children.

### Meeting with doctors:

Before meeting the kids, the entire team had a session with nutritionists, Dr. Deepaben and Dr. Sohiniben to discuss malnourishment and its causes and symptoms like hollowness in the leg, which is a symptom of extreme malnourishment. They advised them to give certain meals to the malnourished kids and also described which meals are more nutritional. They also discussed the nutritional value of each meal in detail. A weekly menu was also decided for those kids who were identified as malnourishment.

### Introduction to Red and Yellow Zone:

To find the moderately and extremely malnourished kids, Samvedana's team measured the height and weight of 3-6-year-old children as per R1

grade and went to the homes of those children who were not present at the Anganwadis. They also measured the height and weight of 1-3 year olds and graded them by going to their homes.



To grade the children, the team used ICDS - provided weighing scale. There were three categories:

- 1) R1: Weight according to age
- 2) R2: Height according to age
- 3) R3: Weight according to height



Due to the weighing scale, the amount of weight needed for the child to be healthy can be known. According to the height and weight, the children were graded and then divided into the Red and Yellow zones. As per their need, Samvedana started providing them nutritional food.

*Nutritional foods provided by Samvedana:*

Nutritional food is provided to the Sattva children from Samvedana on a daily basis.

Day	Food provided
1	Mug ni Bhakhri and Amla no Murabo
2	Gajar/Dudhi no Halwo
3	Khajur na Ladoo
4	Ragi ni Sukhdi
5	Shakkariya and Lemon
6	Shing ni Chikki

Along with this, banana is given 4 times a week as it contains high amount of calcium. The parents of these children happily reported back that their kids, who never used to eat fruits, are now eating banana regularly.

*Counselling with Mothers:*

To help the malnourished kids become healthy, Samvedana has regular counselling sessions with their mothers. For these counselling sessions, Samvedana has prepared a 15-week booklet in which it focuses on the topics of health and progress of the child. Along with counselling the mothers of the malnourished children, the team of Samvedana goes to the Anganwadis and also counsels the pregnant women and newborn mothers. Till now, there have been 5 counselling sessions with the mothers. During these sessions, the mothers willingly come for the counselling and stay till the end. Due to this, an awareness has been created in them and they have also started asking questions.

The mothers are also given reports of the weight and height of their kids that is measured every 15 days. Because of this, the mothers have shown an interest in this and actively ask whether their child's weight has increased or not. Samvedana suggests them to give nutritional food as per the season, like giving carrots, green vegetables, beetroot, tomatoes, cucumber and spinach in winter. It also prepares a dish and shows it to the mothers as an example in the counselling sessions.





Due to these sessions, the workers of the anganwadi have become more aware and have started giving dates and beetroot along with the fruits given in the “Matrumandal”, which is the morning meal for children.

*Events hosted by Samvedana in the Anganwadi:*

*Happy Shopping:*

This event is such where Samvedana collects clothes from different donors to give them to the needy. They divide and group the clothes according to age and gender and then set up stalls for people to buy them.



The people are invited to the Anganwadis and are given fake money to buy these clothes. This gives them happiness and satisfaction, as if they have bought all these things with real money.

### *Christmas Celebration:*

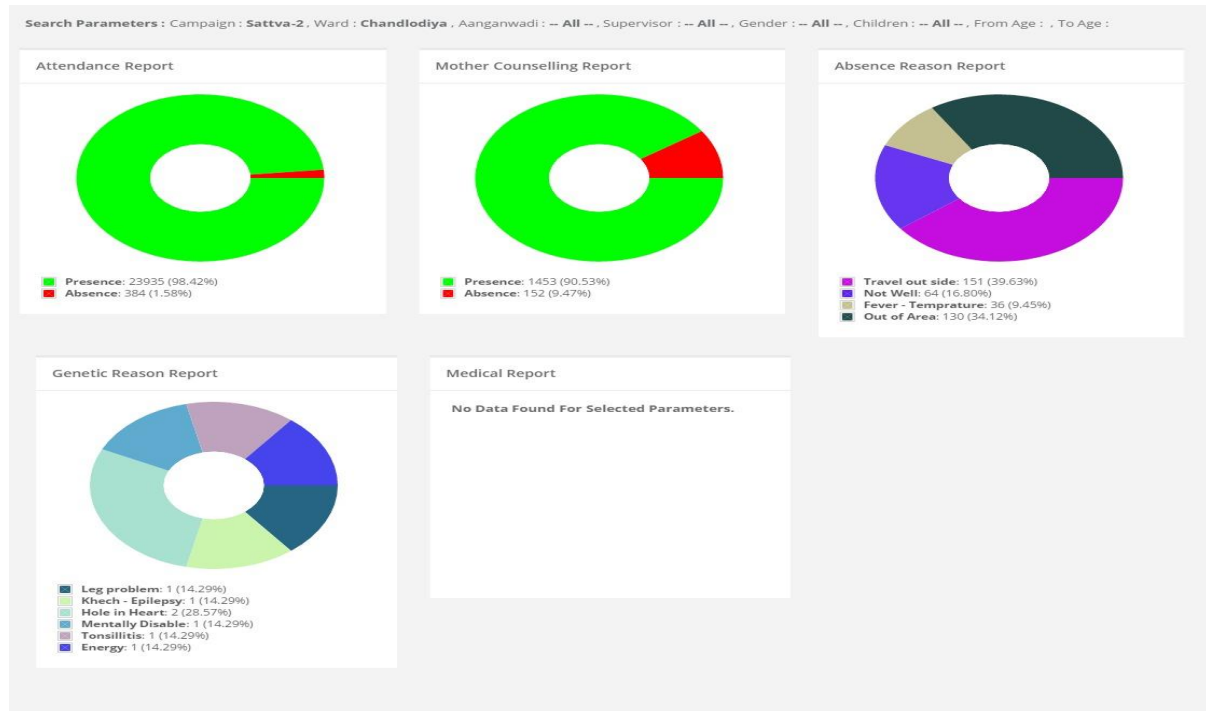
Since 25<sup>th</sup> December was a Sunday, Christmas was celebrated on the 24<sup>th</sup> in 76 Anganwadis. As part of the celebration, Samvedana distributed cakes and pastries to the children and hosted activities like dancing and drawing.



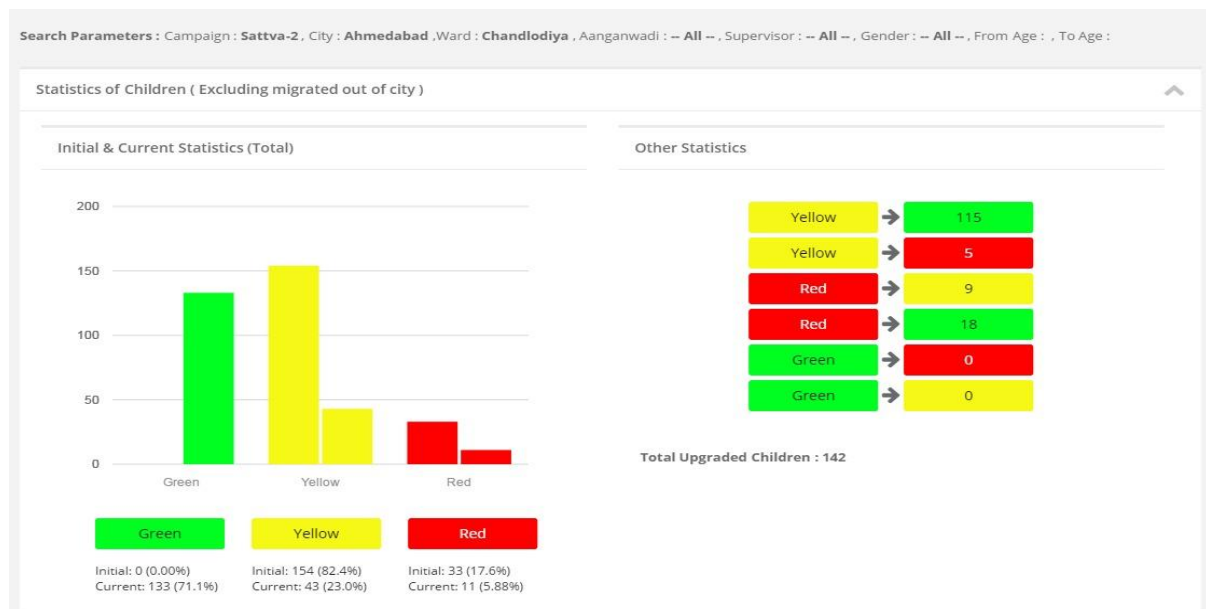
On this day, the children came dressed up in red clothes and some of them were dressed as Santa.

## Result of Sattva-2:

### Graphical representation of result of Chandlodia ward:




### Statistical result of Chandlodia ward:





# Anganwadi performance report of Chandlodia ward:



**Samvedana Admin**  
Admin

- Dashboard
- Childrens
- Campaigns
- Attendance
- Security
- Masters
- Reports**
  - Statistics Report
  - Graphical Report
  - Supervisor Report
  - Anganwadi Report**
  - Children Weight Report
  - Move To New Drive
- Logout

Welcome to Samvedana Trust [Log out](#)

## Reports

Home / Anganwadi Report

**Instructions for Performance**

Positive Performance:

R
G

R
Y

Y
G

Negative Performance:

G
R

G
Y

Y
R

Total Performance:

Positive Performance - Negative Performance

Anganwadi Performance Report																
Name	Initial	Current	Y	G	Y	R	R	G	R	Y	G	R	Y	Positive Performance	Negative Performance	Total Performance
Chandlodiya 1	0 0 8	2 1 5	2	1	0	0	0	0	0	0	0	0	0	25 %	12 %	13 %
Chandlodiya 10	0 1 9	5 1 4	5	1	0	1	0	0	0	0	0	0	0	60 %	10 %	50 %
Chandlodiya 11	0 1 10	9 1 1	9	0	0	0	0	0	0	0	0	0	0	81 %	0 %	81 %
Chandlodiya 12	0 2 10	12 0 0	10	0	2	0	0	0	0	0	0	0	0	100 %	0 %	100 %
Chandlodiya 13	0 3 6	7 1 1	5	1	2	1	0	0	0	0	0	0	0	88 %	11 %	77 %
Chandlodiya 14	0 2 5	7 0 0	5	0	2	0	0	0	0	0	0	0	0	100 %	0 %	100 %
Chandlodiya 15	0 0 5	5 0 0	5	0	0	0	0	0	0	0	0	0	0	100 %	0 %	100 %
Chandlodiya 16	0 1 2	2 0 1	2	0	0	1	0	0	0	0	0	0	0	100 %	0 %	100 %
Chandlodiya 17	0 0 7	6 0 1	6	0	0	0	0	0	0	0	0	0	0	85 %	0 %	85 %
Chandlodiya 18	0 0 6	5 0 1	5	0	0	0	0	0	0	0	0	0	0	83 %	0 %	83 %
Chandlodiya 19	0 3 6	8 0 1	6	0	2	1	0	0	0	0	0	0	0	100 %	0 %	100 %
Chandlodiya 2	0 0 6	1 0 5	1	0	0	0	0	0	0	0	0	0	0	16 %	0 %	16 %
Chandlodiya 20	0 0 5	4 1 0	4	1	0	0	0	0	0	0	0	0	0	80 %	20 %	60 %
Chandlodiya 21	0 0 8	5 1 2	5	1	0	0	0	0	0	0	0	0	0	62 %	12 %	50 %
Chandlodiya 22	0 1 6	7 0 0	6	0	1	0	0	0	0	0	0	0	0	100 %	0 %	100 %
Chandlodiya 23	0 0 4	4 0 0	4	0	0	0	0	0	0	0	0	0	0	100 %	0 %	100 %
Chandlodiya 24	0 4 8	9 1 2	7	0	2	1	0	0	0	0	0	0	0	83 %	0 %	83 %
Chandlodiya 3	0 2 6	6 0 2	6	0	0	2	0	0	0	0	0	0	0	100 %	0 %	100 %
Chandlodiya 4	0 2 6	7 0 1	5	0	2	0	0	0	0	0	0	0	0	87 %	0 %	87 %
Chandlodiya 5	0 3 4	6 1 0	4	0	2	0	0	0	0	0	0	0	0	85 %	0 %	85 %
Chandlodiya 6	0 3 7	6 2 2	5	0	1	0	0	0	0	0	0	0	0	60 %	0 %	60 %
Chandlodiya 7	0 1 9	3 0 7	3	0	0	1	0	0	0	0	0	0	0	40 %	0 %	40 %
Chandlodiya 8	0 3 5	3 1 4	2	0	1	1	0	0	0	0	0	0	0	50 %	0 %	50 %
Chandlodiya 9	0 1 6	4 0 3	3	0	1	0	0	0	0	0	0	0	0	57 %	0 %	57 %

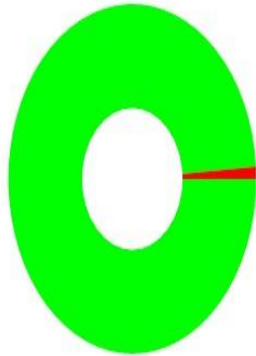
Copyright Samvedana © 2017
Samvedana



## Graphical representation of result of Ghatlodia ward:

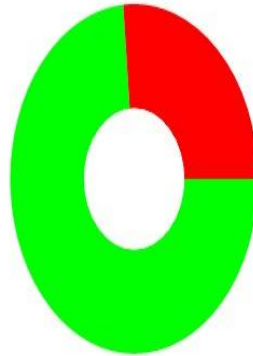
Search Parameters : Campaign : Sattva-2 , Ward : Ghatlodiya , Aanganwadi : -- All -- , Supervisor : -- All -- , Gender : -- All -- , Children : -- All -- , From Age : , To Age :

Attendance Report



Presence: 20455 (98.91%)  
Absence: 226 (1.09%)

Mother Counselling Report



Presence: 928 (73.59%)  
Absence: 333 (26.41%)

Absence Reason Report



Travel out side: 152 (67.86%)  
Fever - Temperature: 28 (12.50%)  
Out of Area: 30 (13.39%)  
Other: 14 (6.25%)

Genetic Reason Report

No Data Found For Selected Parameters.

Medical Report

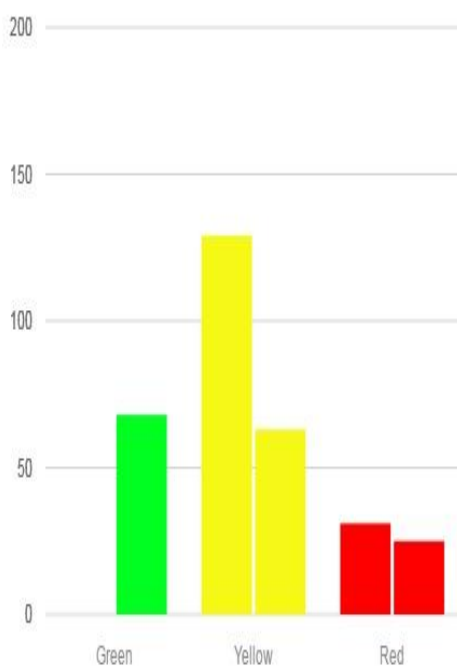
No Data Found For Selected Parameters.

## Statistical result of Ghatlodia ward:

Search Parameters : Campaign : **Sattva-2** , City : **Ahmedabad** , Ward : **Ghatlodiya** , Aanganwadi : -- All -- , Supervisor : -- All -- , Gender : -- All -- , From Age : , To Age :


### Statistics of Children ( Excluding migrated out of city )

#### Initial & Current Statistics (Total)




Initial: 0 (0.00%)      Initial: 129 (80.6%)      Initial: 31 (19.4%)  
 Current: 68 (42.5%)      Current: 63 (39.4%)      Current: 25 (15.6%)

#### Other Statistics



Total Upgraded Children : 76

# Anganwadi report of Ghatlodia ward:



**Samvedana Admin**  
Admin

Welcome to Samvedana Trust [Log out](#)

## Reports

Home / Aanganwadi Report

### Instructions for Performance

Positive Performance:

R G

R Y

Y G

Negative Performance:

G R

G Y

Y R

Total Performance:

Positive Performance - Negative Performance

### Aanganwadi Performance Report

Name	Initial	Current	Y	G	Y	R	R	G	R	Y	G	R	G	Y	Positive Performance	Negative Performance	Total Performance
Ghatlodiya 1	0 1 5	1 1 4	1	1	0	1	0	0	0	0	33%	16%	17%				
Ghatlodiya 10	0 0 7	2 0 5	2	0	0	0	0	0	0	0	28%	0%	28%				
Ghatlodiya 12	0 1 5	5 0 1	4	0	1	0	0	0	0	0	83%	0%	83%				
Ghatlodiya 13	0 1 6	2 2 3	2	1	0	0	0	0	0	0	28%	14%	14%				
Ghatlodiya 14	0 1 9	6 1 2	5	1	1	0	0	0	0	0	60%	10%	50%				
Ghatlodiya 15	0 2 5	0 2 4	0	1	0	1	0	0	0	0	14%	14%	0%				
Ghatlodiya 16	0 2 5	1 2 4	1	1	0	1	0	0	0	0	28%	14%	14%				
Ghatlodiya 17	0 2 8	5 1 4	5	0	0	1	0	0	0	0	60%	0%	60%				
Ghatlodiya 18	0 2 6	7 0 1	6	0	1	1	0	0	0	0	100%	0%	100%				
Ghatlodiya 19	0 2 12	13 0 1	12	0	1	1	0	0	0	0	100%	0%	100%				
Ghatlodiya 2	0 0 9	4 1 4	4	1	0	0	0	0	0	0	44%	11%	33%				
Ghatlodiya 20	0 0 6	1 0 5	1	0	0	0	0	0	0	0	16%	0%	16%				
Ghatlodiya 21	0 0 6	1 0 4	1	0	0	0	0	0	0	0	16%	0%	16%				
Ghatlodiya 3	0 6 14	9 5 5	7	2	2	0	0	0	0	0	45%	10%	35%				
Ghatlodiya 4	0 1 6	2 1 4	2	0	0	0	0	0	0	0	28%	0%	28%				
Ghatlodiya 5	0 2 3	0 3 2	0	1	0	0	0	0	0	0	0%	20%	-20%				
Ghatlodiya 6	0 1 4	0 1 4	0	0	0	0	0	0	0	0	0%	0%	0%				
Ghatlodiya 7	0 1 8	7 0 2	6	0	1	0	0	0	0	0	77%	0%	77%				
Ghatlodiya 8	0 4 1	0 3 2	0	1	0	2	0	0	0	0	40%	20%	20%				
Ghatlodiya 9	0 2 4	2 2 2	1	1	1	0	0	0	0	0	33%	16%	17%				

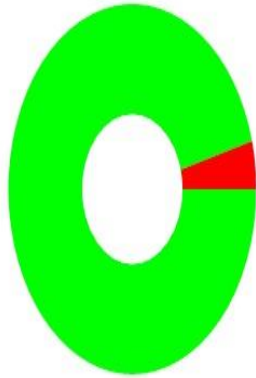
Copyright Samvedana © 2017

Samvedana

## Graphical representation of Thaltej ward:


Search Parameters : Campaign : Sattva-2, Ward : Thaltej, Aanganwadi : -- All --, Supervisor : -- All --, Gender : -- All --, Children : -- All --, From Age : , To Age :

### Attendance Report



Presence: 42002 (95.82%)  
Absence: 1833 (4.18%)

### Mother Counselling Report



Presence: 2210 (78.56%)  
Absence: 603 (21.44%)

### Absence Reason Report



Fever - Temperature: 270 (15.07%)  
Travel out side: 569 (31.75%)  
Not Well: 211 (11.77%)  
Out of Area: 608 (33.93%)  
Migration: 98 (5.47%)  
Other: 36 (2.01%)

### Genetic Reason Report



Pneumonia: 1 (33.33%)  
Diarrhoea: 2 (66.67%)

### Medical Report



Fever: 1 (100.00%)

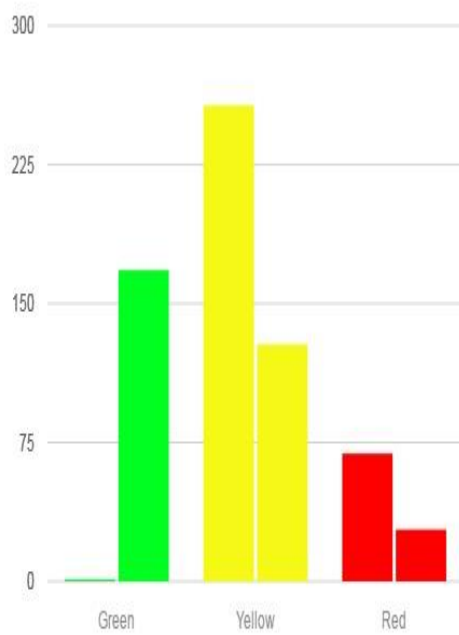


## Statistical result of Thaltej ward:

Search Parameters : Campaign : Sattva-2, City : Ahmedabad ,Ward : Thaltej , Aanganwadi : -- All --, Supervisor : -- All --, Gender : -- All --, From Age : , To Age :

### Statistics of Children ( Excluding migrated out of city )

#### Initial & Current Statistics (Total)




Initial: 1 (0.306%)	Initial: 257 (78.6%)	Initial: 69 (21.1%)
Current: 168 (51.4%)	Current: 128 (39.1%)	Current: 28 (8.56%)

#### Other Statistics



Total Upgraded Children : 196

# Anganwadi report of Thaltej ward:



**Samvedana Admin**  
Admin

- Dashboard
- Childrens
- Campaigns
- Attendance
- Security
- Masters
- Reports
  - Statistics Report
  - Graphical Report
  - Supervisor Report
  - Aanganwadi Report
  - Children Weight Report
  - Move To New Drive
- Logout

Welcome to Samvedana Trust [Log out](#)

## Reports

Home / Aanganwadi Report

Instructions for Performance

<p>Positive Performance:</p> <div style="display: flex; justify-content: space-around;"> <div style="text-align: center;">R G</div> <div style="text-align: center;">G R</div> </div> <div style="display: flex; justify-content: space-around;"> <div style="text-align: center;">R Y</div> <div style="text-align: center;">G Y</div> </div> <div style="display: flex; justify-content: space-around;"> <div style="text-align: center;">Y G</div> <div style="text-align: center;">Y R</div> </div>	<p>Negative Performance:</p> <div style="display: flex; justify-content: space-around;"> <div style="text-align: center;">G R</div> <div style="text-align: center;">G Y</div> </div> <div style="display: flex; justify-content: space-around;"> <div style="text-align: center;">Y R</div> </div>	<p>Total Performance:</p> <p>Positive Performance - Negative Performance</p>
---	---	--

### Aanganwadi Performance Report

Name	Initial	Current	Y	G	Y	R	R	G	R	Y	G	R	G	Y	Positive Performance	Negative Performance	Total Performance
Bhadaj 1	0 1 2	0 1 2	0	1	0	1	0	0	0	0	33%	33%	0%				
Bhadaj 2	0 2 1	0 2 1	0	0	0	0	0	0	0	0	0%	0%	0%				
Bhadaj 3	0 0 2	1 0 1	1	0	0	0	0	0	0	0	50%	0%	50%				
Hebadpur 2	0 6 14	7 5 8	5	2	2	1	0	0	0	0	40%	10%	30%				
Hebatpur 1	0 1 5	2 1 3	2	0	0	0	0	0	0	0	33%	0%	33%				
Shilaj 1	0 3 12	9 0 6	8	0	1	2	0	0	0	0	73%	0%	73%				
Shilaj 2	0 0 7	6 0 1	6	0	0	0	0	0	0	0	85%	0%	85%				
Shilaj 3	0 3 14	11 1 5	8	1	3	0	0	0	0	0	64%	5%	59%				
Shilaj 4	0 2 14	7 1 8	7	0	0	1	0	0	0	0	50%	0%	50%				
Shilaj 5	0 2 4	4 0 1	3	0	1	1	0	0	0	0	83%	0%	83%				
Shilaj 6	0 1 5	4 1 1	4	0	0	0	0	0	0	0	66%	0%	66%				
Sola 1	0 1 12	7 0 6	7	0	0	1	0	0	0	0	61%	0%	61%				
Sola 2	0 0 7	1 2 4	1	2	0	0	0	0	0	0	14%	28%	-14%				
Sola 3	0 1 8	5 0 4	4	0	1	0	0	0	0	0	55%	0%	55%				
Sola 4	0 3 6	7 1 1	5	0	2	0	0	0	0	0	77%	0%	77%				
Sola 5	0 3 9	4 1 7	4	0	0	2	0	0	0	0	50%	0%	50%				
Sola 6	0 0 9	4 0 5	4	0	0	0	0	0	0	0	44%	0%	44%				
Thaltej 1	0 6 7	7 1 5	7	0	0	5	0	0	0	0	92%	0%	92%				
Thaltej 10	0 1 6	6 0 1	5	0	1	0	0	0	0	0	85%	0%	85%				
Thaltej 11	0 1 4	1 1 3	1	0	0	0	0	0	0	0	20%	0%	20%				
Thaltej 12	0 3 9	5 0 7	5	0	0	3	0	0	0	0	66%	0%	66%				
Thaltej 13	0 1 2	0 0 3	0	0	0	1	0	0	0	0	33%	0%	33%				
Thaltej 2	0 5 5	9 1 0	4	1	5	0	0	0	0	0	90%	10%	80%				
Thaltej 3	0 4 16	15 1 3	13	0	2	1	0	0	0	0	80%	0%	80%				
Thaltej 4	0 7 18	10 2 13	7	2	3	4	0	0	0	0	56%	8%	48%				

1 2 >

Copyright Samvedana © 2017
Samvedana



Samvedana Admin  
Admin

- Dashboard
- Childrens
- Campaigns
- Attendance
- Security
- Masters
- Reports**
  - Statistics Report
  - Graphical Report
  - Supervisor Report
  - Aanganwadi Report**
    - Children Weight Report
    - Move To New Drive
- Logout



Welcome to Samvedana Trust [Log out](#)

## Reports

Home / Aanganwadi Report



### Instructions for Performance

Positive Performance:



Negative Performance:



Total Performance:

Positive Performance - Negative Performance

### Aanganwadi Performance Report

Name	Initial	Current	Y	G	Y	R	R	G	R	Y	G	R	G	Y	Positive Performance	Negative Performance	Total Performance
Thaltej 5	0 4 14	10 0 7	10	0	0	4	0	0	0	0	77 %	0 %	77 %				
Thaltej 6	0 0 9	5 0 4	5	0	0	0	0	0	0	0	55 %	0 %	55 %				
Thaltej 7	0 1 13	1 1 12	1	1	0	1	0	0	0	0	14 %	7 %	7 %				
Thaltej 8	1 2 15	13 2 3	12	0	0	0	0	0	0	0	66 %	0 %	66 %				
Thaltej 9	0 5 8	7 3 3	5	1	2	1	0	0	0	0	61 %	7 %	54 %				

« 1 2

*Upgraded and Degraded Children*

Ward	Red to Yellow	Yellow to Green	Red to Green	Yellow to Red	Green to Red	Green to Yellow
Thaltej	29	144	23	11	0	0
Ghatlodia	8	60	8	11	0	0
Chandlodia	9	115	18	5	0	0
Total	46	319	49	27	0	0

From the above table, it can be seen that, in all the zones, the weight of the children has increased as well as decreased.

In the Thaltej ward, 29 children have gone from red to yellow, 23 children have gone from red to green and 144 children have been upgraded from yellow to green but 11 have been degraded from yellow to red.

In the Ghatlodia ward, 8 children have gone from red to yellow, 60 have been upgraded from yellow to green and 8 have gone from red to green but 11 have been degraded from yellow to red.

In the Chandlodia ward, 9 children have gone from red to yellow, 115 have been upgraded from yellow to green and 18 have gone from red to green but 5 have been degraded from yellow to red.

In total, in the result of the three wards, 46 children have gone from red to yellow, 319 have been upgraded from yellow to green and 49 have gone from red to green but 27 have been degraded from yellow to red.



*Outcome of Sattva-2 project:*

Ward	Red		Yellow		Green		Total at starting	Migrated children	Total result	No change
	At Start	Result	At Start	Result	At Start	Result				
Thaltej	69	41	257	129	1	167	327	3	167	157
Chandlodia	33	22	154	111	-	133	187	-	133	54
Ghatlodia	31	6	129	66	-	58	160	4	68	88
Total	133	69	540	306	1	368	674	7	368	299

When Samvedana started the Sattva-2 project, in total, there were 674 children at the anganwadis of Thaltej, Ghatlodia and Chandlodia. Out of them, 368 children were upgraded, there was no change in 299 and 7 were migrated. So now, we have 667 children.

In the Thaltej ward, there were 327 children in the beginning. Out of them, 167 children were upgraded, there was no change in 157 children and 3 were migrated.

In the Chandlodia ward, there were 187 children in the beginning. Out of them, 133 children were upgraded and there was no change in 54 children.

In the Ghatlodia ward, there were 160 children in the beginning. Out of them, 68 children were upgraded, there was no change in 88 children and 4 were migrated.